



2019-20

ANNUAL REPORT



Every Student Every Day



WEST YORK AREA SCHOOL DISTRICT LEADERSHIP 2019-20



CURRENT BOARD OF SCHOOL DIRECTORS

Ms. Suzanne Smith, *President*
Ms. Jeanne Herman, *Vice President*
Mr. George Margetas, *Treasurer*
Ms. Courtney Dennis
Mr. Todd Gettys
Mr. Douglas Hoover
Mr. Lynn Kohler
Ms. Brandy Shope



Dr. Todd M. Davies,
Superintendent



Ms. Erin N. Holman,
Assistant Superintendent

CURRENT DISTRICT ADMINISTRATORS

Ms. Melissa Appnel, *Director K-12 Education and Assessment*
Mr. Anthony Campbell, *Middle School Principal*
Mr. Steve Clutter, *Technology Director*
Mr. Wayne Dull, *High School Assistant Principal*
Ms. Cynthia Greco, *Communications Coordinator*
Ms. Wendy Grentz, *Title 1/Language Arts Coordinator*
Ms. Missy Halcott, *Middle School Assistant Principal*
Mr. Jonathan Hoffman, *Wallace Elementary Principal*

Ms. Heather Hossler, *Asst. Director Special Education/Pupil Services*
Ms. Carrie Jones, *High School Principal*
Ms. Catherine Kveragas, *Lincolnway Elementary Principal*
Mr. Jeffrey Ludwig, *Supervisor of Buildings and Grounds*
Ms. Kelly Mefford, *High School Assistant Principal*
Mr. Matthew Minacci, *Trimmer Elementary Principal*
Mr. Ivan Quinones, *School Safety & Security Coordinator*
Mr. Scott Rutkowski, *Food Services Director*
Ms. Sheri Schlemmer, *Business Manager*
Ms. Traci Stauffer, *Director of Special Education/Pupil Services*
Ms. Beth Thieret, *Human Resources Director*



OUR MISSION: EVERY STUDENT EVERY DAY

The West York Area School District is a public school entity located in south-central Pennsylvania serving approximately 2,900 students in kindergarten through 12th grade who live in the Borough of West York and the Township of West Manchester.

In West York, our purpose is twofold: 1) create **opportunities for our students to thrive**, and 2) develop **world-class citizens**. Ultimately, our aim is to equip West York graduates for more and better opportunities to thrive in an increasingly complex and competitive society while also empowering graduates to lead with integrity, empathy, and respect for others.

Please feel free to contact us to discover how our highly-qualified teachers and staff fulfil our mission of **Every Student Every Day!**

DISTRICT LOCATIONS & CONTACT NUMBERS

- **District Administration**
1891 Loucks Road, Suite 100, York, PA 17408
717.792.2796
- **West York Area High School**
1800 Bannister Street York, PA 17404
717.845.6634
- **West York Area Middle School**
1700 Bannister Street York, PA 17404
717.845.1671
- **Trimmer Elementary School**
1900 Brenda Road, York, PA 17408
717.764.6586
- **Lincolnway Elementary School**
2625 W. Philadelphia Street, York, PA 17404
717.792.3902
- **Wallace Elementary School**
2065 High Street, York, PA 17408
717.764.6869



STUDENT ENROLLMENT 2019-20

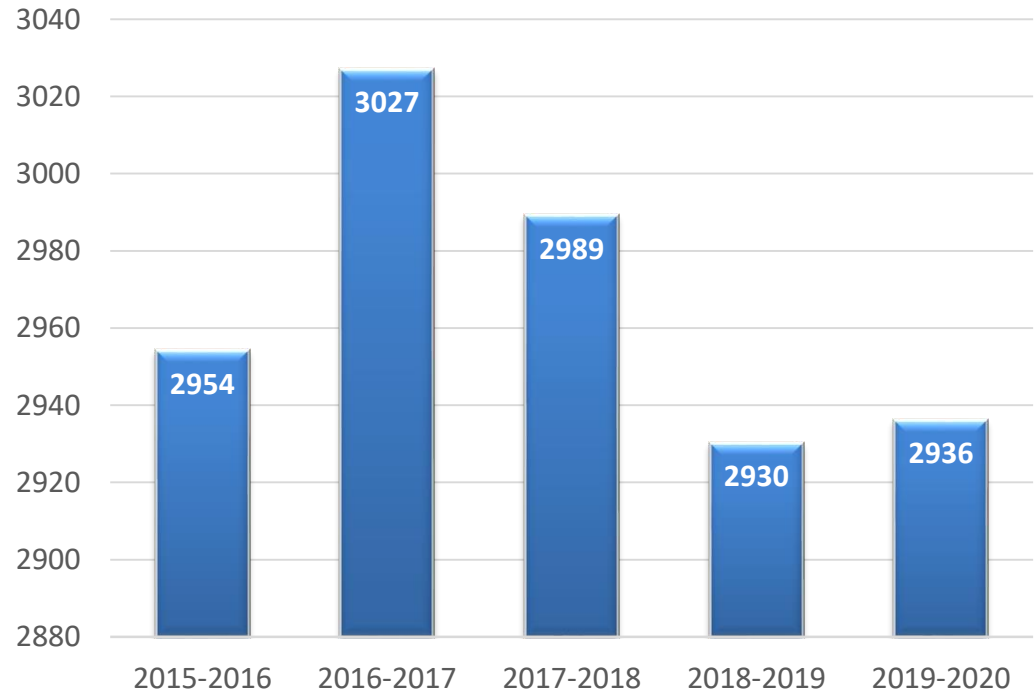
We must have a clear picture of who we are as a school district to develop and deliver an instructional program that meets the needs of our students and fosters student growth.

West York Area School District has made it our mission to provide **Every Student Every Day** with the very best education through meaningful opportunities.

STUDENT POPULATION BY SCHOOL

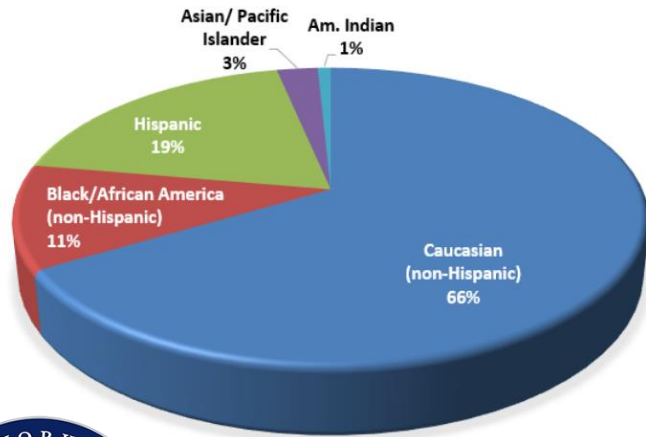
- 431 Wallace Elementary (Grades K-1)
- 441 Lincolnway Elementary (Grades 2-3)
- 440 Trimmer Elementary (Grades 4-5)
- 732 West York Area Middle School (Grades 6-8)
- 892 West York Area High School (Grades 9-12)

Five Year Enrollment History



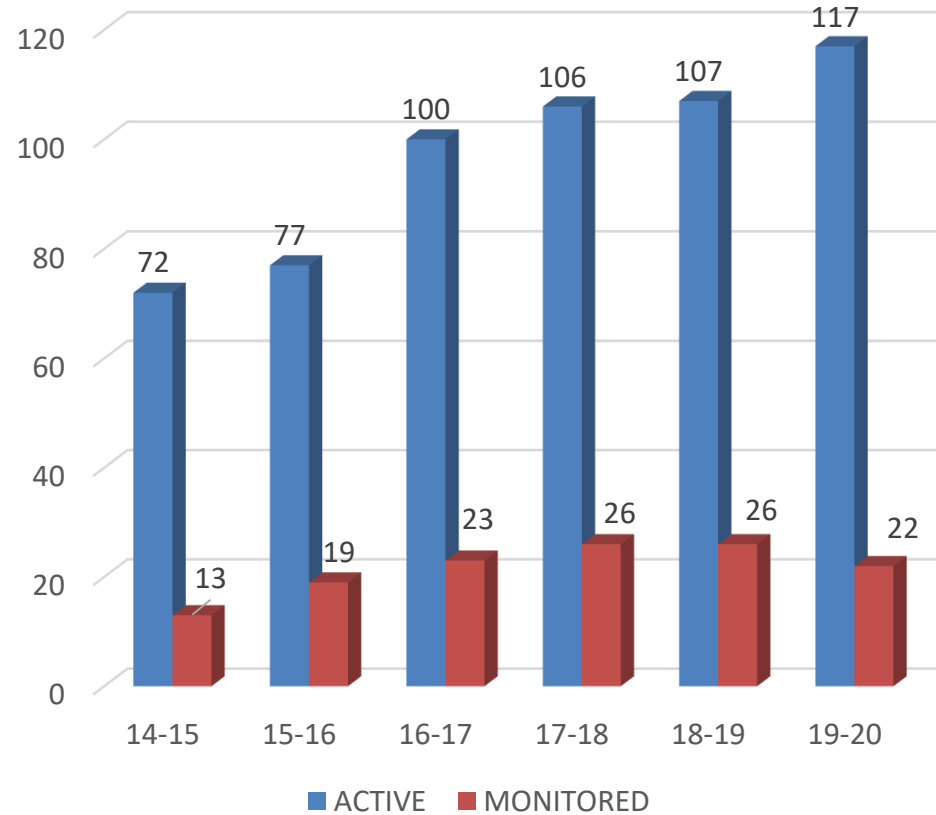
STUDENT ENROLLMENT 2019-20

- 720 HS students were enrolled in Honors Courses.
- 82 HS students were enrolled in AP Courses.
- 15 HS student were enrolled in College in HS Courses.
- 43.3% of MS students were on Honor Roll.
- 44.8% of HS students were on Honor Roll.
- 10 seniors were honorees as Superintendent's Summa Cum Laude recipients (GPA 98% for HS career).
- 50 students experienced homelessness.
- 546 students received special education support services.
- 121 students received gifted support services.
- 20 different languages were represented across our student population as the primary language spoken in the home.



English Learners Enrollment

(Number of Students Active/Monitored*)

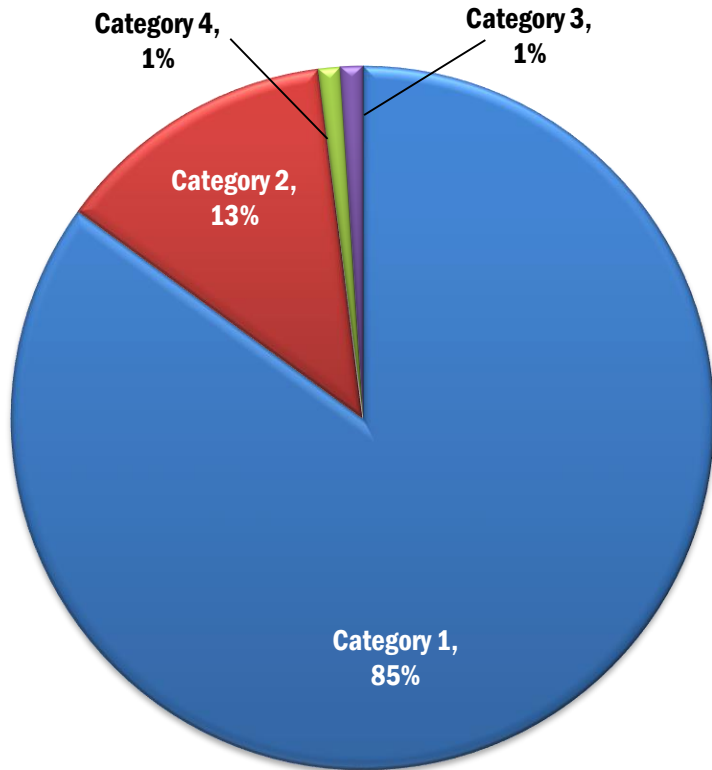


*Monitored students have attained English proficiency but are actively monitored before full dismissal from the ESL program by District personnel by tracking student progress in all core academic classes and soliciting feedback from core academic teachers periodically throughout the school year.



SPECIAL EDUCATION 2019-20

Special Education Costs Per Student



Actual dollar amount spent on each of the special education students/services distributed in cost ranges:

- Category 1 - \$1-25,628.39
- Category 2 - \$25,628.40-51,256.79
- Category 3 - \$51,256.80-76,885.19
- Category 4 - \$76,885.20 and over

Special Education Enrollment by Disability	Percentage (Dec. 1, 2019 data)
Autism	12%
Emotional Disturbance	09%
Intellectual Disability	07%
Other Health Impairment	12%
Special Learning Disability	44%
Speech & Language Impairment	13%



CAREER & COLLEGE READINESS 2019-20

Career and College Readiness is a K-12 initiative where students are exposed to a variety of careers and skills at all levels to prepare students for future success.

Note: Due to COVID-19 closures and cancellations, several programs, such as the annual West York Job Fair, were canceled.

- **York County Alliance for Learning (YCAL) Career Exploration Program** - 15 students participated in the YCAL Career Exploration Programs and some students participated in multiple programs.
- **Apprenticeship Programs** - The goal for each program is hands-on experience in various trade fields. One student completed the Kinsley's Pre-Apprenticeship program and was hired upon graduation.
- **Harrisburg Area Community College (HAAC) Academy** - 15 students took HACC Academy courses (7 students took Nurse's Aide, 5 took Auto Tech, 3 took Welding).
- **Penn State Educational Opportunity Center** - PSEOC, a federal program dedicated to aiding individuals in furthering their education, sent a counselor regularly throughout the school year to meet with five seniors who qualified for this program.
- **Junior Achievement –**
 - **Middle School:** Students participated in the YES (Your Economic Success) Program, where students rotate through various stations to learn about various career readiness skills such as entrepreneurship, teamwork, and finances.
 - **High School:** 10th grade students participated in the JA STEM Summit where they explore STEM (Science, Technology, Engineering, Math) careers. 11th grade students participate in JA Real Life where local business leaders present topics such as finance, budgeting, and future planning.



DISTRICT ACHIEVEMENTS 2019-20

- **Scholarships** – 39 of our 186 graduates received scholarships, including several from the West York Foundation totaling \$39,600.
- **77%** of graduating seniors went on to 2- or 4-year colleges.
- **Middle School Future City** group won the Best City Layout at the **Future City Competition** on Jan. 25th at the State Museum in Harrisburg.
- **Ms. Amy Wiker (High School)** and **Ms. Christine McKee (Lincolnway)** were recipients of **2019-20 Outstanding Teacher Awards**, sponsored by the **Shippensburg University Superintendent Study Council**.
- **Ten Seniors** were honored as **Superintendent's Summa Cum Laude** recipients having maintained a GPA of 98 or higher for their high school career.
- **Student Council's Mini-thon** raised \$19,840.28. Due to COVID-19 closures, Student Council was not able to host a Mini-THON in 2019-20. Funds raised in 2019-20 came from private and student donations. Four Diamonds supports families of children with cancer through Penn State Children's Hospital.
- **Model UN**—Students, referred to as Delegates, simulate proceedings of the United Nations. They are each assigned a country to represent in one of the UN's numerous committees with pre-set topics to debate.

2019-20 Hershey Regional Conference Awards:

One Outstanding Delegation (team) Award,
One Outstanding Position Paper Award,
Two Outstanding Delegate Awards,
One Outstanding First Year Delegate

Susquehanna Valley Model UN League (SVMUN) Awards:

Due to the COVID-19 closures, there was no final season team ranking assigned in this league. Below are what West York had earned as of March 2020.

Three Parliamentarian Awards
Four Chairman's Choice Awards
Five Outstanding Statesman Awards



ATTENDANCE 2019-20

When students attend school consistently, they are more likely to succeed academically. A missed school day is a lost opportunity for students to learn! The average daily attendance for students in the West York Area School District remains well above 90%.

West York Average Daily Attendance



GRADUATION 2019-20

Graduation rates are key in assessing the performance of the District. West York has consistently met graduation rate expectations.

West York Graduation Rate



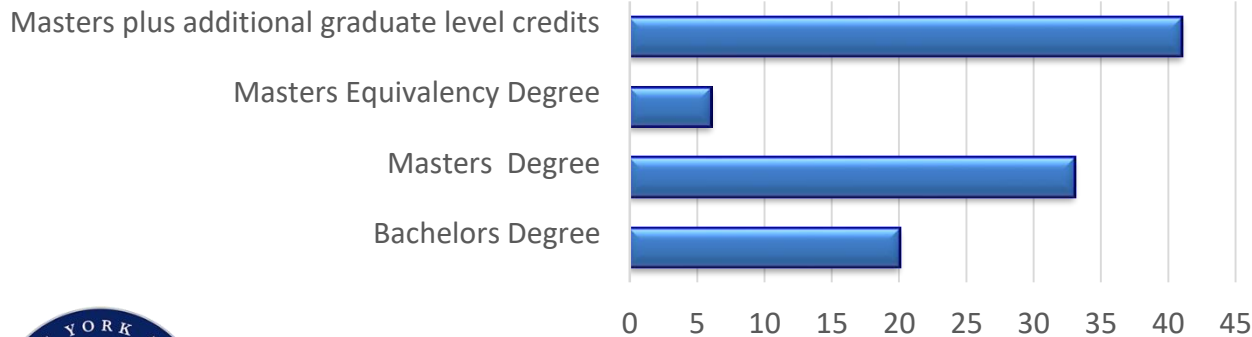
FACULTY & STAFF 2019-20

In the 2019-20 school year:

- Eighty percent (80%) had three or more years of service in the District with an average of 18 years of service each.
- The WYASD employed 234 professional employees (teachers, guidance counselors, and school nurses).
 - 170 Employees celebrated 10 years or more of service.
 - 24 Employees celebrated 25 years or more of service.
 - 11 Employees celebrated 30 years or more of service.



Percentage of Teaching Staff within Each Degree Category



FISCAL FACTS 2019-20

The WYASD is committed to supporting systemic measures that ensure the ethical, efficient, and strategic use of fiscal, operational, human, and capital resources to ensure long-term financial health and stability. A detailed account can be found [HERE](#).

Revenue Sources

- **Local Sources - 72%** The largest portion of the District's operating revenues comes from the community.
- **State Sources - 26%** Funds are provided by the Commonwealth of Pennsylvania for education and other related expenses.
- **Federal/Other Sources - 1%** Includes federal and miscellaneous revenue.
- **Fund Balance Utilization- 1%** Includes funds needed to offset budget expenditures.

2019-2020 Budget: \$64,949,061*

Budgeted Expenses

57%	Salaries/Benefits
11%	Special Education
12%	Designated Funds
2%	Debt Service
7%	Pupil Services
3%	Transportation
2%	Maintenance
2%	Technology
4%	Other
Millage – 24.2238	
*unaudited	



STUDENT NUTRITION 2019-20

Proper nutrition is important to student growth and development. The West York Area School District is committed to ensuring all students have access to healthy meals at school.

- Summer breakfast/lunch meals were served through August 2020 due to the COVID-19 closure.
 - 52,256 “Summer” meals were served March through August
 - Out of the 52,256 meals, 16,292 were served from June through August

	<u>2017-2018</u>	<u>2018-2019</u>	<u>2019-2020</u>
TOTAL BREAKFASTS SERVED:	105,400	113,590	83,953
TOTAL LUNCHES SERVED:	325,211	337,230	241,871
TOTAL SUMMER LUNCHES SERVED:	1,422	2,325	52,256



2019-20 Free/Reduced Meals Served

In promoting student health, the District provides free or reduced price meals for students who qualify in compliance with Federal and State regulations.

- Prior to the COVID-19 closure, 1,493 students received free/reduced meals. This is a 3% decrease from the 2018-2019 school year.

NOTE: Due to the COVID-19 closure, NSLP stats are missing March through June sales. Additionally, the Federal government changed the criteria regarding benefits for the Supplemental Nutrition Assistance Program (SNAP) program in 2019-20 which effected the Free and Reduced numbers in the District. Less students were certified for SNAP approval.



STUDENT WELLNESS 2019-20

- The WY Flu Shot Clinic administered 334 flu shots in the Fall of 2019.
- Mental/Emotional Support initiatives:
 - Student Assistance Program (SAP) at the Elementary and Secondary school buildings.
 - School counselors offered group and individual counseling
 - K-Pets at Lincolnway and Wallace
 - Safe2Say Something
- Take home lunches were provided to students on early dismissals if requested
- The Bulldog Pantry, a non-perishable food center located in the High School, is open to all District families, kindergarten through 12th-grade. We served approximately 61 families each time the Pantry was open.
- Bev's Blessings Food Distribution - Ninety-three (93) Wallace/Lincolnway families on our free/reduced lunch list received a backpack of food each Friday for the children to have additional food for the weekend
- The District and West York Community participated in a national "Be the Light" campaign to boost morale for graduating seniors



TRANSPORTATION 2019-20

Transportation for District students is provided in accordance with law and West York Area School District Board Policy. The WYASD Transportation Department contributes to student achievement by providing our students with a safe and reliable means of getting to and from school on a daily basis.

- Number of WYASD Students Provided Bus Transportation: 2,450
- Number of Buses: 27
- Number of Vans: 21
- Daily Miles Traveled by Buses and Vans: 2,445.8
- Total Number of Miles Buses and Vans Traveled: 310,079



BUILDINGS and GROUNDS 2019-20

83 - Number of acres maintained by the District's Buildings and Grounds Team.

639,289 - Number of square feet (buildings) maintained by the District Buildings and Grounds Team.



ATHLETICS 2019-20

Team sports surpass the obvious health and fitness advantages. Students involved in scholastic athletics learn teamwork, cooperation, and foster friendships and form bonds with teammates and coaches. They also learn valuable leadership skills. We are proud of our athletic teams and individual players at all levels.



FALL 2019

- 183 student-athletes participated in nine High School sponsored programs
- 74 student-athletes participated in two Middle School sponsored programs
- 257 student-athletes participated in fall athletics programs

Cumulative Records:

Senior High Varsity Overall Records:	97-84-4
Senior High Varsity League Records:	53-56-4
Junior High Overall Records:	20-35-6

WINTER 2019

- 108 student-athletes participated in six High School sponsored programs
- 82 student-athletes participated in three Middle School sponsored programs
- 190 student-athletes participated in winter athletics programs

Cumulative Records:

Senior High Varsity Overall Records:	42-44
Senior High Varsity League Records:	24-20
Junior High Overall Records:	54-26

SPRING 2020

- 212 student-athletes participated in eight High School sponsored programs
- 100 student-athletes participated in four Middle School sponsored programs
- 312 student-athletes participated in the spring athletics program

- Cumulative Records: N/A

*Due to COVID-19 closures in 2020, some stats are not available or inconclusive.



A DAY IN THE LIFE AT WEST YORK: 2019 - March 2020



Every Student Every Day